

Slim PCB Relay SNR

1 pole 6 A



F0140-B

- 1 C/O or 1 N/O contact
- Only 5 mm wide
- 6 A switching current
- Cadmium-free contacts
- Sensitive coil 170 mW
- 4 kV coil-contact, 6 / 8 mm clearance/creepage
- N/O Version with 8 / 8 mm clearance/creepage on request
- Protection class II
- Allows high function-/packing density
- AgNi 90/10 for AC-loads

Applications: Centralized and decentralized heating control, extremely narrow interface elements, interface technology, timers, PLC's, I/O modules, I-O-Ports



Contact data

Configuration	1 C/O contact or 1 N/O contact		
Type of contact	single contact		
Rated current	6 A		
Rated voltage / max. breaking voltage AC	250 Vac / 440 Vac		
Maximum breaking capacity AC	1500 VA		
Contact material	AgSnO ₂ gold plated	AgSnO ₂	AgNi 90/10
Minimum contact load	≥10 mA	≥100 mA	≥100 mA
	5 V	12 V	12 V

Contact life

Type	Load	Operations
-A302	5 A, 250 Vac, resistive	1x10 ⁵
-A302	2 A, 250 Vac, cosφ0.4	2x10 ⁵
-A302	1 A, 24 Vdc, L / R=48 ms	2x10 ⁵

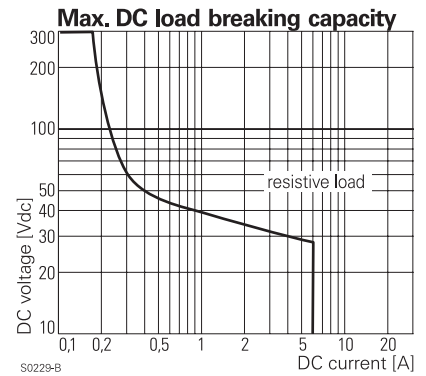
Coil data

Nominal voltage	5...48 Vdc
Nominal coil power	170 mW
Operate power	75 mW
Operate category	2 / b

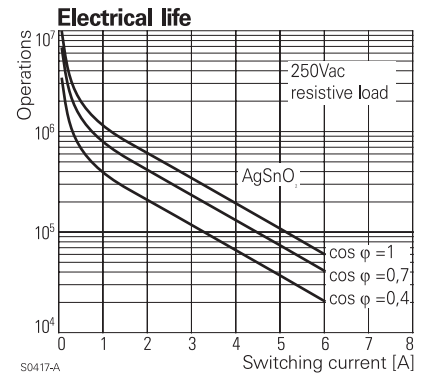
Coil versions

Coil code	Nominal voltage Vdc	Pull-in voltage Vdc	Release voltage Vdc	Maximum voltage Vdc	Coil resistance Ω	Coil current mA
005	5	3.5	0.25	11.2	147±10%	34.0
012	12	8.4	0.6	26.8	848±10%	14.2
024	24	16.8	1.2	53.7	3390±10%	7.1
048	48	33.6	2.4	100.0	10600±15%	4.5

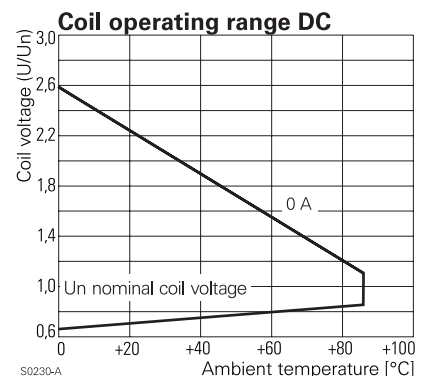
All figures are given for coil without preenergization, at ambient temperature +20°C
Other coil voltages on request



S0229-B



S0417-A



S0230-A

Slim PCB Relay SNR

1 pole 6 A

Insulation

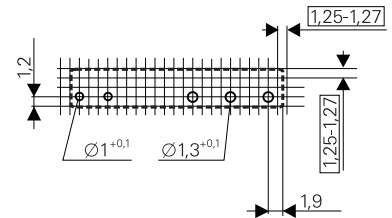
Dielectric strength coil-contacts	4000 V _{rms}
open contact circuit	1000 V _{rms}
Surge voltage resistance coil-contacts	6000 V (1.2 / 50 μs)
Clearance / creepage (Standard)	6 / 8 mm
Insulation to IEC 664/VDE 0110 (04/97)	
Voltage rating	250 V
Pollution degree	3
Overvoltage category	III
Insulation to VDE 0110b (2/79)	
Insulation category / reference voltage	C / 250
Tracking resistance of relay base	CTI 250

Other data

Flammability class UL	V-0
Ambient temperature	-40...+85 °C
Mechanical life	10x10 ⁶ operations
Max. switching rate at rated- / minimum load	6 min ⁻¹ / 20 s ⁻¹
Operate- / release time	5 / 2.5 ms
Bounce time N/O / N/C contact	1.5 / 5 ms
Protection category	IP67
Relay weight	6 g
Packaging unit	20 / 1000 pcs.

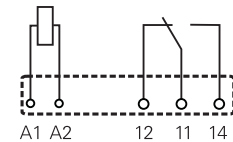
PCB layout / terminal assignment

View on solder pins
Dimensions in mm



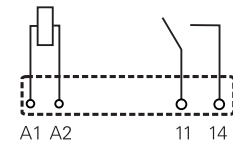
1 C/O contact

S0258-AA



S0258-AB

1 N/O contact

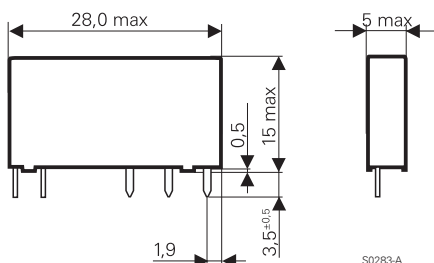


S0258-AC

Dimensions

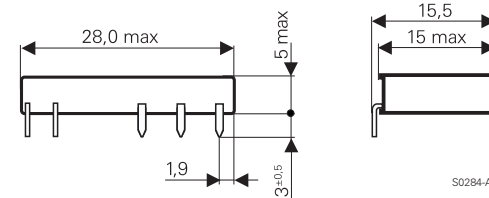
Dimensions in mm

Vertical version



S0283-A

Flat pack version



S0284-A

Ordering key



Type

Version

A PCB vertical version **B** PCB flat pack version

Version

1 washable

Coil

Coil code: please refer to coil versions table

Contact system

A standard

Contact material

2 AgSnO₂, gold plated **3** AgSnO₂
8 AgNi 90/10

Contact configuration

01 1 C/O contact
02 1 N/O contact

N/O version with 8/8mm clearance and creepage and other types on request