

# Safety Relay SR6

6 pole 8 A



F0206-B

## Features

- Forcibly guided contacts according to EN50205
- Small 6 pole safety relay with either 4 N/O+2 N/C or 3 N/O+3 N/C or 5 N/O+1 N/C contacts
- 6 kV surge resistance between poles
- RoHS compliant (Directive 2002 / 95 / EC) as per product date code 0407

## Applications

Emergency shut-off, press control, machine control, elevator and escalator control, safety modules

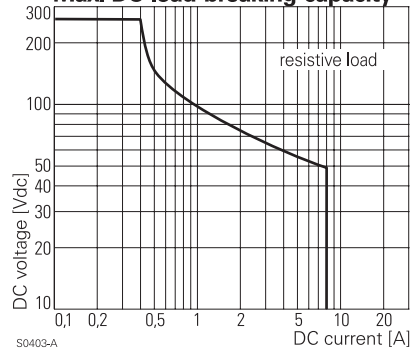


Technical data of approved types on request

## Contact data

Configuration	3 N/O contact and 3 N/C contact or 4 N/O contact and 2 N/C contact or 5 N/O contact and 1 N/C contact
Type of contact	single contact, forcibly guided type A according to EN 50205
Continuous thermal load	8 A
Rated voltage / max.breaking voltage AC	240 Vac / 400 Vac
Maximum breaking capacity AC	2000 VA
Minimum contact load	> 50 mW
Contact resistance	≤100 mΩ / 1 A / 24 Vdc ≤20 Ω / 10 mA / 5 Vdc

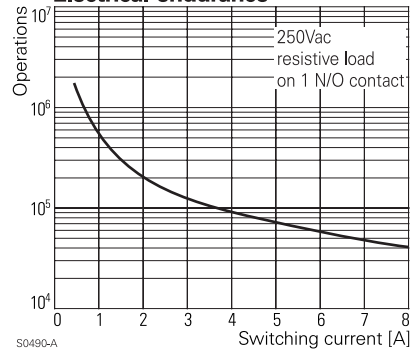
## Max. DC load breaking capacity



## Coil data

Nominal voltage	5...110 Vdc
Nominal coil power	1200 mW
Operative range	2

## Electrical endurance



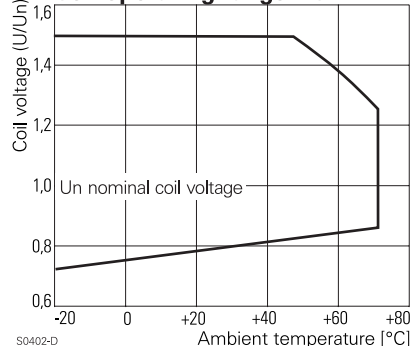
## Coil versions

Coil code	Nominal voltage Vdc	Pull-in voltage Vdc	Release voltage Vdc	Maximum voltage Vdc	Coil resistance Ω	Coil current mA
005	5	3.8	0.5	7.5	21±10%	238.1
006	6	4.5	0.6	9.0	30±10%	200.0
009	9	6.8	0.9	13.5	68±10%	132.4
012	12	9.0	1.2	18.0	120±10%	100.0
018	18	13.5	1.8	22.5	270±10%	66.7
021	21	15.8	2.1	27.0	368±10%	57.1
024	24	18.0	2.4	36.0	480±10%	50.0
036	36	27.0	3.6	54.0	1080±10%	33.3
040	40	30.0	4.0	60.0	1333±10%	30.0
048	48	36.0	4.8	72.0	1920±10%	25.0
060	60	45.0	6.0	90.0	3000±12%	20.0
085	85	64.0	8.5	127.5	6021±12%	14.1
110	110	82.5	11.0	165.0	10080±12%	10.9

All figures are given for coil without preenergization, at ambient temperature +20°C

Other coil voltages on request

## Coil operating range DC



# Safety Relay SR6

6 pole 8 A

## Insulation

Dielectric strength	
coil-contacts	3000 $V_{rms}$
open contact circuit	1500 $V_{rms}$
adjacent contacts	3000 $V_{rms}$
Clearance / creepage	
coil-contact	5.5 / 5.5 mm
adjacent contacts	5.5 / 5.5 mm
Insulation to IEC 60664	
Voltage rating	250 V
Pollution degree	2
Overvoltage category	III
Insulation resistance (500 Vdc)	> 100x10 <sup>6</sup> $\Omega$
Tracking resistance of relay base	CTI 250

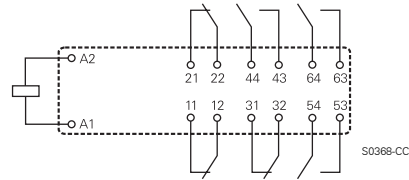
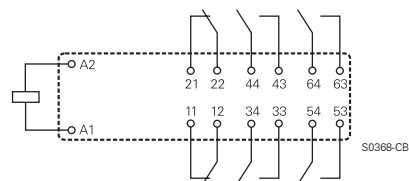
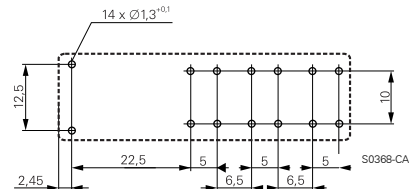
## Other data

RoHS - Directive 2002 / 95 / EC	compliant as per product date code 0407
Ambient temperature	-25...+70 °C
Mechanical life	$\geq 10 \times 10^6$ operations
Max. switching rate at rated- / minimum load	6 min <sup>-1</sup> / 150 min <sup>-1</sup>
Vibration resistance N/O / N/C contact	> 8 / 5 g, 10...200 Hz
Shock resistance (function) N/O contact / N/C contact	> 8 / 5 g, 16ms half sine
Category of protection (IEC 61810)	RT III
	ask factory for washing process parameters
Relay weight	30 g
Packaging unit	10 pcs.

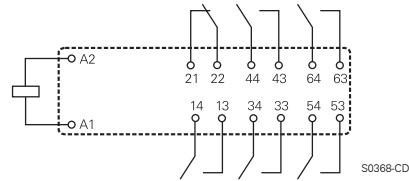
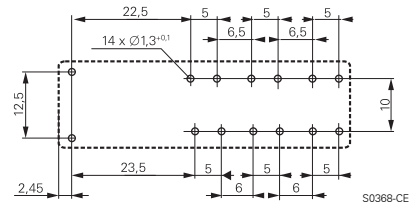
## PCB layout / terminal assignment

Bottom view  
Dimensions in mm

4 N/O+2 N/C and 3 N/O+3 N/C versions

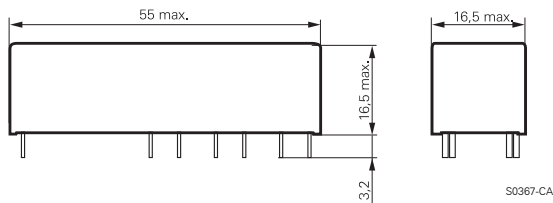


5 N/O + 1 N/C version



## Dimensions

Dimensions in mm



## Product key

V 2 3 0 5 0 - A 1 - A 5

Type	
Version	<b>A1</b> standard
Coil	Coil code = nominal voltage (e.g. 024=24Vdc)
Contact type	<b>A</b> single contact
Contact material	<b>5</b> AgSnO <sub>2</sub>
Contact configuration	<b>33</b> 3 N/O and 3 N/C contacts <b>42</b> 4 N/O and 2 N/C contacts <b>51</b> 5 N/O and 1 N/C contacts

Other types on request

# Safety Relay SR6

6 pole 8 A

Product key	Version	Contact material	Configuration	Coil	Part number
V23050-A1005-A533	standard	AgSnO	3 N/O + 3 N/C	5 Vdc	8-1415017-1
V23050-A1005-A542			4 N/O + 2 N/C	5 Vdc	0-1393260-1
V23050-A1005-A551			5 N/O + 1 N/C	5 Vdc	2-1415017-1
V23050-A1006-A533			3 N/O + 3 N/C	6 Vdc	9-1415017-1
V23050-A1006-A542			4 N/O + 2 N/C	6 Vdc	0-1393260-2
V23050-A1006-A551			5 N/O + 1 N/C	6 Vdc	3-1415017-1
V23050-A1009-A533			3 N/O + 3 N/C	9 Vdc	0-1415018-1
V23050-A1009-A542			4 N/O + 2 N/C	9 Vdc	0-1393260-3
V23050-A1009-A551			5 N/O + 1 N/C	9 Vdc	4-1415017-1
V23050-A1012-A533			3 N/O + 3 N/C	12 Vdc	1-1415015-1
V23050-A1012-A542			4 N/O + 2 N/C	12 Vdc	0-1393260-4
V23050-A1012-A551			5 N/O + 1 N/C	12 Vdc	1-1415017-1
V23050-A1015-A533			3 N/O + 3 N/C	15 Vdc	1-1415018-1
V23050-A1015-A542			4 N/O + 2 N/C	15 Vdc	6-1415014-1
V23050-A1015-A551			5 N/O + 1 N/C	15 Vdc	5-1415017-1
V23050-A1018-A533			3 N/O + 3 N/C	18 Vdc	2-1415018-1
V23050-A1018-A542			4 N/O + 2 N/C	18 Vdc	0-1393260-5
V23050-A1018-A551			5 N/O + 1 N/C	18 Vdc	6-1415017-1
V23050-A1021-A533			3 N/O + 3 N/C	21 Vdc	3-1415018-1
V23050-A1021-A542			4 N/O + 2 N/C	21 Vdc	0-1393260-6
V23050-A1021-A551			5 N/O + 1 N/C	21 Vdc	7-1415017-1
V23050-A1024-A533			3 N/O + 3 N/C	24 Vdc	0-1415015-1
V23050-A1024-A542			4 N/O + 2 N/C	24 Vdc	0-1393260-7
V23050-A1024-A551			5 N/O + 1 N/C	24 Vdc	0-1415017-1
V23050-A1036-A533			3 N/O + 3 N/C	36 Vdc	4-1415018-1
V23050-A1036-A542			4 N/O + 2 N/C	36 Vdc	0-1393260-8
V23050-A1036-A551			5 N/O + 1 N/C	36 Vdc	0-1415019-1
V23050-A1040-A533			3 N/O + 3 N/C	40 Vdc	5-1415018-1
V23050-A1040-A542			4 N/O + 2 N/C	40 Vdc	0-1393260-9
V23050-A1040-A551			5 N/O + 1 N/C	40 Vdc	1-1415019-1
V23050-A1048-A533			3 N/O + 3 N/C	48 Vdc	6-1415018-1
V23050-A1048-A542			4 N/O + 2 N/C	48 Vdc	1-1393260-0
V23050-A1048-A551			5 N/O + 1 N/C	48 Vdc	2-1415019-1
V23050-A1060-A533			3 N/O + 3 N/C	60 Vdc	7-1415018-1
V23050-A1060-A542			4 N/O + 2 N/C	60 Vdc	1-1393260-1
V23050-A1060-A551			5 N/O + 1 N/C	60 Vdc	3-1415019-1
V23050-A1085-A533			3 N/O + 3 N/C	85 Vdc	8-1415018-1
V23050-A1085-A542			4 N/O + 2 N/C	85 Vdc	1-1393260-2
V23050-A1085-A551			5 N/O + 1 N/C	85 Vdc	4-1415019-1
V23050-A1110-A533			3 N/O + 3 N/C	110 Vdc	9-1415018-1
V23050-A1110-A542			4 N/O + 2 N/C	110 Vdc	1-1393260-3
V23050-A1110-A551			5 N/O + 1 N/C	110 Vdc	5-1415019-1