

Safety Relay SR2M

2 pole 6 A



Features

- Forcibly guided contacts according to EN 50205
- 2 pole safety relay with either 1N/O+1N/C or 2C/O contacts
- 6 kV surge resistance between poles

Applications

Emergency shut-off, machine control, elevator and escalator control, light barrier control

F0198-C



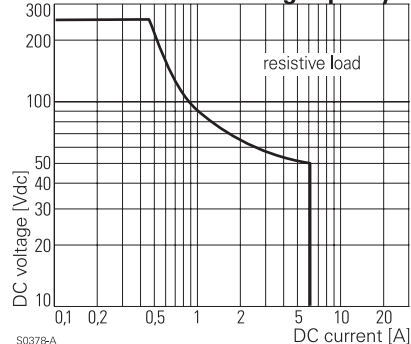
Technical data of approved types on request

Contact data

Configuration	1 N/C contact and 1 N/O contact or 2 C/O contact *)
Type of contact	single contact, forcibly guided type A according to EN 50205 type B according to EN 50205
Rated current	6 A
Rated voltage / max. breaking voltage AC	240 Vac / 400 Vac
Maximum breaking capacity AC	1500 VA
Contact material	AgNi
Minimum contact load	> 50 mW
Contact resistance	≤ 100 mΩ / 1 A / 24 Vdc ≤ 20 Ω / 10 mA / 5 Vdc

*) According EN50205 only 1N/O / 1N/C (11-14 and 22-21 or 12-11 and 21-24) shall be used as forcibly guided contacts.

Max. DC load breaking capacity

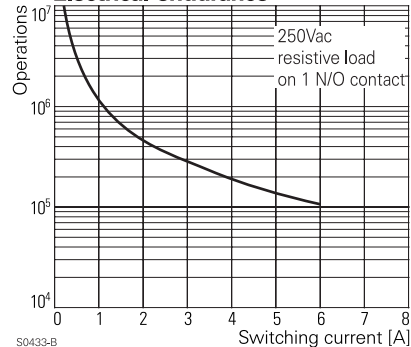


S0378-A

Coil data

Nominal voltage	5...110 Vdc
Nominal coil power	approx. 700 mW
Operative range	2

Electrical endurance



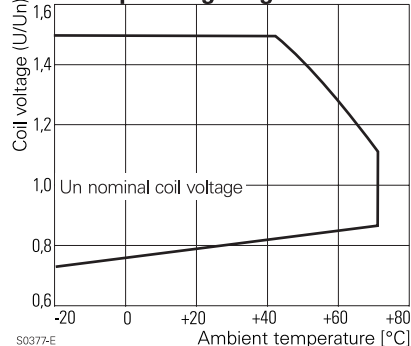
S0433-B

Coil versions

Coil code	Nominal voltage Vdc	Pull-in voltage Vdc	Release voltage Vdc	Coil resistance Ω	Coil current mA
005	5	3.8	0.5	35.7±10%	140.0
006	6	4.5	0.6	51±10%	117.6
009	9	6.75	0.9	116±10%	77.6
012	12	9.0	1.2	206±10%	58.3
018	18	13.5	1.8	483±10%	37.3
021	21	15.8	2.1	630±10%	33.3
024	24	18.0	2.4	823±10%	29.2
036	36	27.0	3.6	1851±10%	19.4
040	40	30.0	4.0	2286±10%	17.5
048	48	36.0	4.8	3291±12%	14.6
060	60	45.0	6.0	5142±12%	11.7
080	80	60.0	8.0	9143±12%	8.7
110	110	82.5	11.0	17285±12%	6.4

All figures are given for coil without preenergization, at ambient temperature +20°C
Other coil voltages on request

Coil operating range DC



S0377-E

Safety Relay SR2M

2 pole 6 A

Insulation

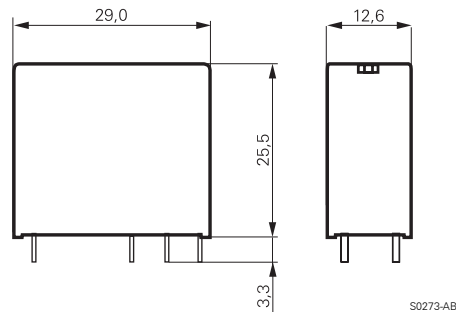
Dielectric strength	
coil-contacts	4000 V _{rms}
open contact circuit	1500 V _{rms}
adjacent contacts	3000 V _{rms}
Clearance / creepage	
coil-contacts	8 / 8 mm
adjacent contacts	5.5 / 5.5 mm
Insulation to IEC 60664	
Voltage rating	250 V
Pollution degree	2
Overvoltage category	III
Insulation resistance (500 Vdc)	> 100x10 ⁶ Ω
Tracking resistance of relay base	CTI 250

Other data

Ambient temperature	-25...+70 °C
Mechanical life	10x10 ⁶ operations
Max. switching rate at rated- / minimum load	6 min ⁻¹ / 300 min ⁻¹
Vibration resistance N/O / N/C contact	> 10 / 2.5 g, 15...200 Hz
Shock resistance (function)N/O contact / N/C contact	> 10 / 5 g, 11 ms half sine
Category of protection (IEC 61810)	RT III
	ask factory for washing process parameters
Relay weight	20 g
Packaging unit	20 pcs.
Accessories	see accessories SR2M

Dimensions

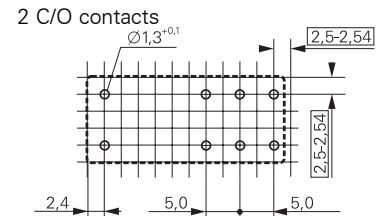
Dimensions in mm



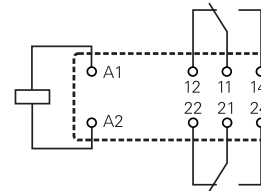
S0273-AB

PCB layout / terminal assignment

Bottom view
Dimensions in mm

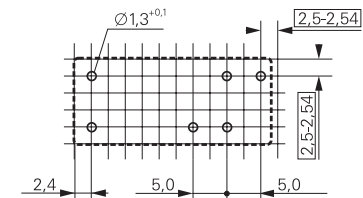


S0163-CO

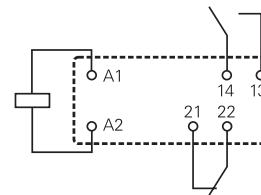


S0163-CJ

1 N/O and 1 N/C contacts



S0163-BJ



S0163-CV

Product key

V 2 3 0 4 7 - A 1 - A 5

Type

Version

A1 standard

Coil

Coil code = nominal voltage (e.g. 024=24Vdc)

Contact type

A single contact

Contact material

5 AgNi

Contact configuration

01 2 C/O contacts

11 1 N/O and 1 N/C contact

Other types on request

Safety Relay SR2M

2 pole 6 A

Product key	Version	Contact material	Configuration	Coil	Part number
V23047-A1005-A501	standard	AgNi	2 C/O contacts	5 Vdc	0-1393258-2
V23047-A1005-A511			1 N/O + 1 N/C	5 Vdc	7-1415006-1
V23047-A1006-A501			2 C/O contacts	6 Vdc	3-1415011-1
V23047-A1006-A511			1 N/O + 1 N/C	6 Vdc	6-1415011-1
V23047-A1009-A501			2 C/O contacts	9 Vdc	0-1393258-3
V23047-A1009-A511			1 N/O + 1 N/C	9 Vdc	7-1415011-1
V23047-A1012-A501			2 C/O contacts	12 Vdc	0-1393258-4
V23047-A1012-A511			1 N/O + 1 N/C	12 Vdc	0-1393258-5
V23047-A1018-A501			2 C/O contacts	18 Vdc	0-1393258-8
V23047-A1018-A511			1 N/O + 1 N/C	18 Vdc	0-1393258-9
V23047-A1021-A501			2 C/O contacts	21 Vdc	1-1393258-1
V23047-A1021-A511			1 N/O + 1 N/C	21 Vdc	1-1393258-2
V23047-A1024-A501			2 C/O contacts	24 Vdc	1-1393258-5
V23047-A1024-A511			1 N/O + 1 N/C	24 Vdc	1-1393258-7
V23047-A1036-A501			2 C/O contacts	36 Vdc	2-1393258-0
V23047-A1036-A511			1 N/O + 1 N/C	36 Vdc	8-1415011-1
V23047-A1040-A501			2 C/O contacts	40 Vdc	2-1393258-1
V23047-A1040-A511			1 N/O + 1 N/C	40 Vdc	2-1393258-2
V23047-A1048-A501			2 C/O contacts	48 Vdc	3-1415006-1
V23047-A1048-A511			1 N/O + 1 N/C	48 Vdc	9-1415011-1
V23047-A1060-A511				60 Vdc	2-1393258-3