

# Power PCB Relay PE

1 pole 5 A



- 1 C/O contact
- Cadmium-free contacts
- Sensitive coil 200 mW
- 4 kV coil-contact
- Insulation according to IEC 255
- Ambient temperature 85°C
- Low height 10.0 mm
- Bistable version in preparation

## Applications

Industrial electronics, white goods, measurement and control

F0169-B



Technical data of approved types on request

### Contact data

Configuration	1 C/O contact
Type of contact	single contact
Rated current	5 A
Rated voltage / max. breaking voltage AC	250 Vac / 440 Vac
Maximum breaking capacity AC	1250 VA
Contact material	AgNi 90/10

### Contact life

Type	Load	Operations	Standard
PE 014	5A, 250 Vac, on the C/O contact	10 <sup>5</sup>	VDE 0435
PE 014	20/2A, 250Vac, cosφ=0.3, on the N/O contact	1.2x10 <sup>5</sup>	AC 15
PE 014	5 A, 250 Vac, on the C/O contact	1.5x10 <sup>5</sup>	

### Coil data

Nominal voltage	5...48 Vdc
Nominal coil power	typ. 200 mW
Operate category	2 / b

### Coil versions, DC-coil \*)

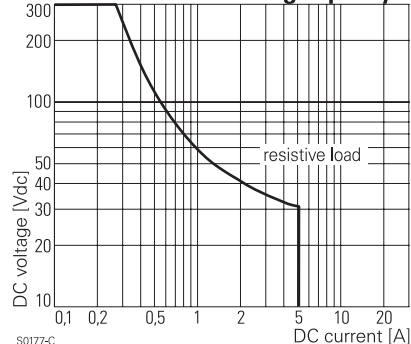
Coil code	Nominal voltage Vdc	Pull-in voltage Vdc	Release voltage Vdc	Maximum voltage Vdc	Coil resistance Ω	Coil current mA
005	5	3.8	0.5	13.2	125±10%	40.0
006	6	4.5	0.6	15.9	172±10%	34.9
012	12	9.0	1.2	31.8	685±10%	17.5
024	24	18.0	2.4	63.6	2725±10%	8.8
048	48	36.0	4.8	127.2	10970±10%	4.4

All figures are given for coil without preenergization, at ambient temperature +20°C

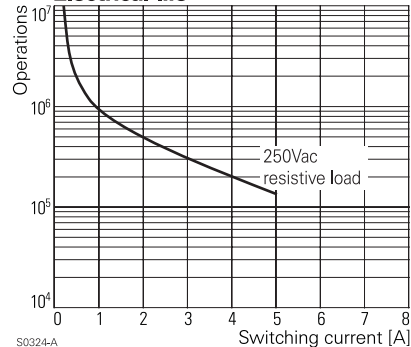
Other coil voltages on request

\*) bistable version in preparation

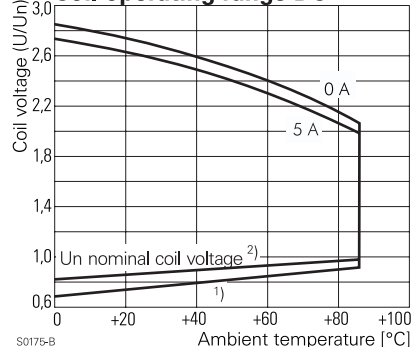
### Max. DC load breaking capacity



### Electrical life



### Coil operating range DC



# Power PCB Relay PE

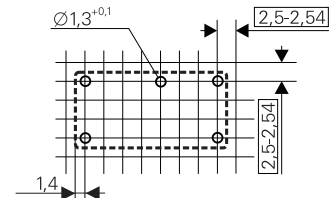
1 pole 5 A

## Insulation

Dielectric strength	coil-contacts	4000 V <sub>rms</sub>
	open contact circuit	1000 V <sub>rms</sub>
Clearance / creepage		≥3.2 / 4 mm
Insulation to IEC 664/VDE 0110 (1/89)		
	Voltage rating	250 V
	Pollution degree	3
	Overvoltage category	III
Tracking resistance of relay base		CTI 250

## PCB layout / terminal assignment

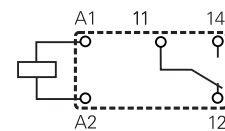
View on solder pins  
Dimensions in mm



S0176-BA

## Other data

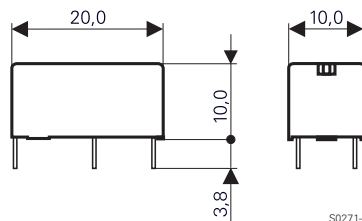
Flammability class UL	V-0
Ambient temperature	-40...+85 °C
Mechanical life	15x10 <sup>6</sup> operations
Max. switching rate at rated- / minimum load	6 min <sup>-1</sup> / 1200 min <sup>-1</sup>
Operate- / release time	typ. 5 / 2 ms
Bounce time N/O contact/N/C contact	typ. 1 / 5 ms
Vibration resistance N/O contact/N/C contact	>15 / 5 g
Shock resistance (destruction)	>100 g
Protection category	IP 40 (IP67 on request)
Relay weight	5 g
Packaging unit	25 / 500 pcs.



S0176-BB

## Dimensions

Dimensions in mm



S0271-AA

## Ordering key

Type	PE	0	1	4		
Version						
Contacts						
Contact material						
Coil						

Coil code: please refer to coil versions table

\*) washable version on request

Rights to change data / design reserved